


Hotgen 




# COMPACT AUTOMATIC CHEMILUMINESCENCE IMMUNOASSAY SYSTEM



 MQ 60 smart

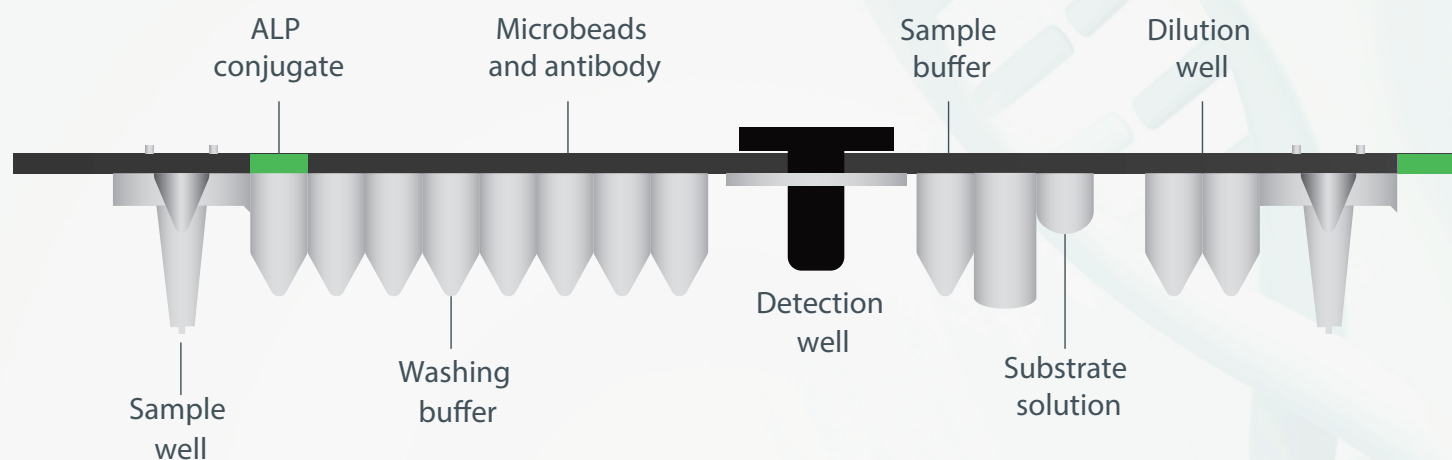


 MQ 60 proB



 MQ 60 plus

MQ60 series mono-test automatic chemiluminescence immunoassay analyzers adopt chemiluminescence enzyme immunoassay technology with magnetic particle technology, through detecting the analyte substrate luminous intensity, to calculate the analyte concentration.



### **PRECISE**

- ALP-AMPPD magnetic particle chemiluminescence
- Multiple quality controls available
- CV batch-to-batch  $\leq 5\%$

### **FLEXIBLE**

- Free parameters combination
- Standalone testing units

### **ECONOMY**

- Single cartridge, no hidden cost
- No liquid circuit, limited maintenance

### **COMPACT**

- Compact design suitable for small to large laboratories, clinical departments
- Diverse parameters covering cardiac diseases, tumor markers, fertility, thyroid, etc.

### **USER-FRIENDLY**

- Large touch screen
- Fully automated, simple steps for operation

## Application



HOSPITAL LABORATORY




LABORATORY



**MQ 60 smart**

Analyzer Type	Fully automated Bench-top CLIA analyzer (MQ60 smart)
Sample type	Human serum, plasma, whole blood, urine, cerebrospinal fluid
Host size	300mm x 565mm x 610mm (length×width×height)
Host weight	30.0kg
Display	10.1 inch touch screen
Languages	English
Mode	Batch mode
Channel	6 channels
Throughput	24 tests/hour
Power supply	Voltage: AC 100-240V~
Temperature control of incubation module	Temperature stability: 37°C ± 0.5°C Temperature fluctuation: not more than 0.5°C
PC	Intergrated
Printer	Internal thermal printer
Storage	Result storage >1 million
Standby	24 hours operation standby
Data management	LIS/HIS connection

Analyzer Type	Fully automated Bench-top CLIA analyzer(MQ60 proB)
Sample type	Human serum, plasma, whole blood, urine, cerebrospinal fluid
Host size	660mm x 750mm x 600mm (length×width×height)
Host weight	80.0kg
Display	13.3 inch touch screen
Languages	English
Mode	Batch mode, STAT mode
Channel	2 modules, 12 channels
Throughput	48 tests/hour
Power supply	Voltage: AC 100-240V~
Temperature control of incubation module	Temperature stability: 37°C ± 0.5°C Temperature fluctuation: not more than 0.5°C
PC	Intergrated
Printer	Internal thermal printer
Storage	Result storage >10 million
Standby	24 hours operation standby
Data management	LIS/HIS connection



**MQ 60 proB**

Panel	Parameter	Qualification	Sample Type	Panel	Parameter	Qualification	Sample Type
Cardiac	hs-cTnT	CE IVDR	S/P/WB	Growth Hormone	GH	NMPA, CE IVDR	S/P
	hs-cTnl	NMPA, CE IVDR, ANVISA	S/P/WB		IGFBP-3	NMPA, CE IVDR	S/P
	CK-MB	NMPA, CE IVDR, ANVISA	S/P/WB		IGF-1		
	MYO	NMPA, CE IVDR, ANVISA	S/P/WB	Diabetes	HbA1c	NMPA, CE IVDR	WB
	H-FABP	NMPA, CE	S/P/WB		C-P	NMPA, CE	S/P
	Lp-PLA2	NMPA, CE	S/P/WB		INS	NMPA, CE	S/P
	NT-proBNP	NMPA, CE IVDR, ANVISA	S/P/WB		ADP	NMPA	S/P
	BNP	NMPA, CE IVDR	S/P/WB		GADA	NMPA, CE IVDR	S/P
	ST2	NMPA, ANVISA	S/P/WB		IA-2A	NMPA, CE IVDR	S/P
	cTnl	NMPA	S/P/WB		IAA	NMPA, CE IVDR	S/P
D-Dimer	NMPA, CE IVDR	P/WB	ICA	NMPA, CE IVDR	S/P		
Inflammation	PCT	NMPA, CE IVDR, ANVISA	S/P/WB	Hypertension	Cortisol	NMPA, CE	S/P/Urine
	PCTm	NMPA	WB		ALD	NMPA, CE	S/P
	CRP	NMPA, CE IVDR	S/P/WB		Renin	NMPA, CE	P
IL-6	NMPA, CE IVDR, ANVISA	S/P/WB	ACTH		NMPA	P	
Tumor	CEA	NMPA, CE IVDR	S/P		Bone Metabolism	25-OH-VD	NMPA, CE IVDR
	CA125	NMPA, CE IVDR	S/P	PTH		NMPA, CE	S/P
	HE4	NMPA, CE IVDR	S/P	BGP		NMPA, CE	S/P
	CYFRA21-1	NMPA, CE IVDR	S/P	Total P1NP		NMPA	S/P
	CA15-3	NMPA, CE IVDR	S/P	β-CTx		NMPA	S/P
	CA242	NMPA, CE IVDR	S	Anti-CCP	NMPA, CE IVDR	S/P	
	CA19-9	NMPA, CE IVDR	S/P	Rheumatoid Arthritis	RF-IgA	NMPA	S/P
	CA72-4	NMPA, CE IVDR	S/P		RF-IgM	NMPA	S/P
	CA50	NMPA	S/P		RF-IgG	NMPA	S/P
	NSE	NMPA, CE IVDR	S		Cytokine	IL-2	NMPA, CE
	proGRP	NMPA, CE IVDR	S/P	IL-4		NMPA	S/P
	SCCA	NMPA, CE IVDR	S/P	IL-5		NMPA	S
	tPSA	NMPA, CE IVDR	S/P	IL-8		NMPA, CE	S
	VEGF	NMPA	S	IL-10		NMPA, CE	S
	fPSA		S	IL-1β		NMPA, CE	S
	TK1	NMPA	S/P	TNFα		NMPA, CE	S
	Liver Disease	AFP	NMPA, CE IVDR	S/P		IL-2R	NMPA
AFP-L3%		NMPA, CE	S/P	IL-17A		NMPA	S/P
DCP		NMPA, CE	S	IFN-γ		NMPA	S/P
GP73		NMPA, CE	S/P	IL-12p70	NMPA	S	
CK18-M30		NMPA	S	IL-22	NMPA	S	
CK18-M65		NMPA	S	TORCH	Toxo IgG		
Gastric Function	G-17	NMPA, CE IVDR	S/P		Toxo IgM		
	PGI	NMPA, CE IVDR	S/P		RUB IgG		
	PGII	NMPA, CE IVDR	S/P		RUB IgM		
Renal Function	NGAL	NMPA, CE	S/Urine		CMV IgG		
	CysC	NMPA, CE	S/P/WB		CMV IgM		
Brain Injury	β 2-MG				HSV-1/2 IgG		
	S100	NMPA	S		HSV-1/2 IgM		
Anemia	Ferr	NMPA, CE	S/P		HSV-1 IgG		
	VB12	NMPA, CE IVDR	S/P		HSV-1 IgM		
	FA	NMPA, CE IVDR	S/P	HSV-2 IgG			
Thyroid	TSH	NMPA, CE IVDR, ANVISA	S/P	HSV-2 IgM			
	TT4	NMPA, CE IVDR	S/P	STAT	PCT STAT	NMPA	S/P/WB
	TT3	NMPA, CE IVDR, ANVISA	S/P		H-FABP STAT	NMPA	S/P/WB
	FT4	NMPA, CE IVDR, ANVISA	S/P		NGAL STAT	NMPA	S
	FT3	NMPA, CE IVDR, ANVISA	S/P		MYO-STAT	NMPA	S/P/WB
	Anti-TG	NMPA, CE IVDR	S/P		BNP-STAT	NMPA	P/WB
	Anti-TPO	NMPA, CE IVDR	S/P		IL-6-STAT	NMPA	S/P/WB
	TG	NMPA, CE IVDR	S/P		D-Dimer STAT	NMPA	P/WB
	Anti-TSHR				NT-proBNP STAT	NMPA	S/P/WB
	FSH	NMPA, CE IVDR	S/P		hs-cTnl STAT	NMPA	S/P/WB
E2	NMPA, CE IVDR	S/P	CK-MB STAT		NMPA	S/P/WB	
Sex Hormone	T	NMPA, CE IVDR	S/P	Infectious Disease	HBsAg		
	P	NMPA, CE IVDR	S/P		HCV-Ab		
	LH	NMPA, CE IVDR	S/P		HIV-Ab/Ag		
	PRL	NMPA, CE IVDR	S/P		TP-Ab		
	AMH	NMPA, CE IVDR	S				
	β -HCG	NMPA, CE IVDR	S/P				
	Inhibin B						

● Available ● Coming soon